

2011 CEC

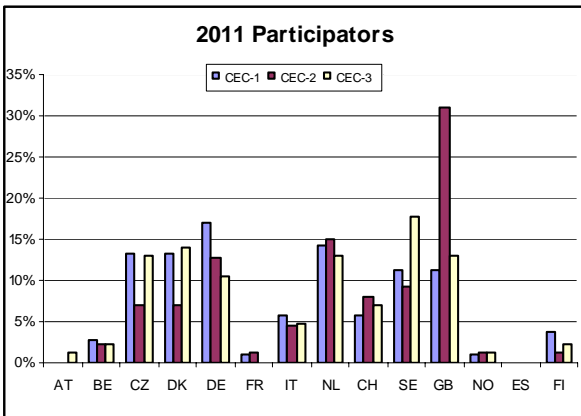
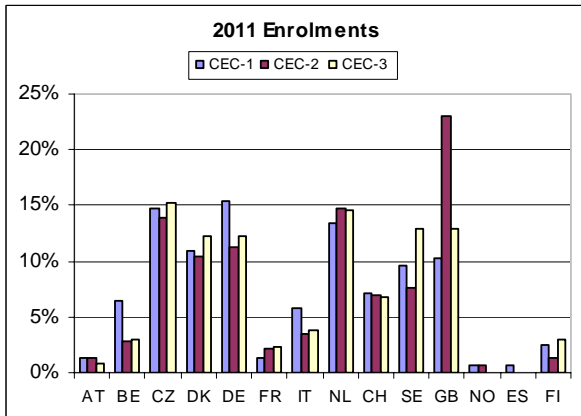
Participants origin from the countries

Enrolments

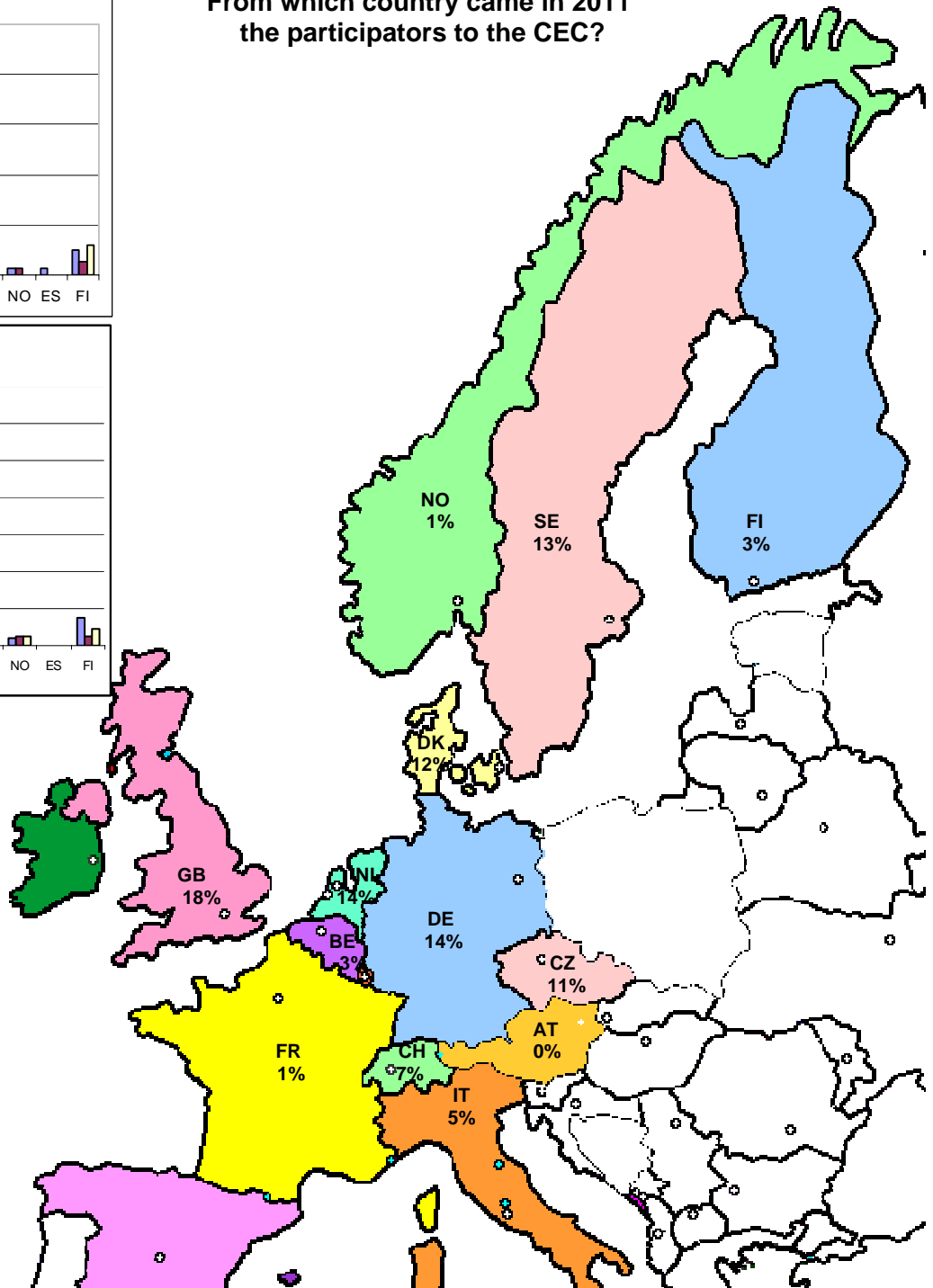
		CEC-1	CEC-2	CEC-3		CEC-1	CEC-2	CEC-3	
AT	5	2	2	1	AT	1%	1%	1%	AT
BE	18	10	4	4	BE	6%	3%	3%	BE
CH	30	11	10	9	CH	7%	7%	7%	CH
CZ	63	23	20	20	CZ	15%	14%	15%	CZ
DE	56	24	16	16	DE	15%	11%	12%	DE
DK	48	17	15	16	DK	11%	10%	12%	DK
FI	10	4	2	4	FI	3%	1%	3%	FI
FR	8	2	3	3	FR	1%	2%	2%	FR
GB	66	16	33	17	GB	10%	23%	13%	GB
IT	19	9	5	5	IT	6%	3%	4%	IT
NL	61	21	21	19	NL	13%	15%	15%	NL
NO	2	1	1		NO	1%	1%		NO
SE	43	15	11	17	SE	10%	8%	13%	SE
		156	143	131		100%	100%	100%	

Participants

	Totaal	CEC-1	CEC-2	CEC-3		Totaal	CEC-1	CEC-2	CEC-3
AT	1			1	AT	0%			1%
BE	7	3	2	2	BE	3%	3%	2%	2%
CH	19	6	7	6	CH	7%	6%	8%	7%
CZ	31	14	6	11	CZ	11%	13%	7%	13%
DE	38	18	11	9	DE	14%	17%	13%	11%
DK	32	14	6	12	DK	12%	13%	7%	14%
FI	7	4	1	2	FI	3%	4%	1%	2%
FR	2	1	1		FR	1%	1%	1%	
GB	50	12	27	11	GB	18%	11%	31%	13%
IT	14	6	4	4	IT	5%	6%	5%	5%
NL	39	15	13	11	NL	14%	14%	15%	13%
NO	3	1	1	1	NO	1%	1%	1%	1%
SE	35	12	8	15	SE	13%	11%	9%	18%
	278	106	87	85		100%	100%	100%	100%



From which country came in 2011 the participants to the CEC?



CEC-1 Luckau Germany
 CEC-2 Reading England
 CEC-3 Vrigstad Sweden

